Teaching Portfolio

Interior Design

Manuela Catania

www.manuelacataniadesign.com

My mission

Teaching as a way to explore new solutions in terms of design, materials and textiles. Focusing on a strong concept all my students create their own Design-DNA collecting inspiration images, observing reality and making a storytelling using keywords.

I believe in the uniqueness of design, in simplicity of composition. Each space has a soul and we work to connect this soul with humans.

My students explore also the new solutions for creating innovative materials for interior design based on sustainable process.

Under my coordination students develop a marketing plan related to branding and target market in order to support the Interior Design mission and value.

the design process

design brief

concept development

design precedents

technical development

site analysis

material board

brainstorming

design development

Content

This teaching portfolio shows two selected projects developed in Raffles Design Institute Hong Kong from two students on their third year final project.

Students worked under my coordination, I was the Interior Designer lecturer of the Module developed in six months.

Both projects are developed following the Brief of Derby University in partnership with Raffles Hong Kong.

Projects focus on Concept, Interior Design, Branding and Furniture Design, and a selection of FF&E.

My methodology

Brief
Concept
Moad Board on fabric
Site analysis
Sketches
Material/Textile
Design

A place for co-living in Hong Kong

Akuaus
Co-Living
by Lim Huei Chen

logo

brand name
student creates a
brand + logo

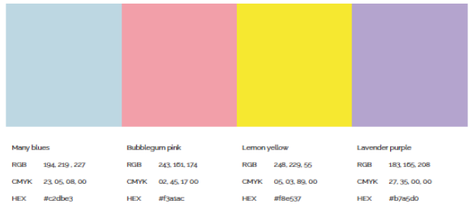

branding and identity

develop a design project



CONTENT

Introduction

Site Analysis

Case Studies

Design Concept

Brand Identity

Interior Design & Materials

Furniture Design

Furniture, Fixtures & Equipment list

site analysis

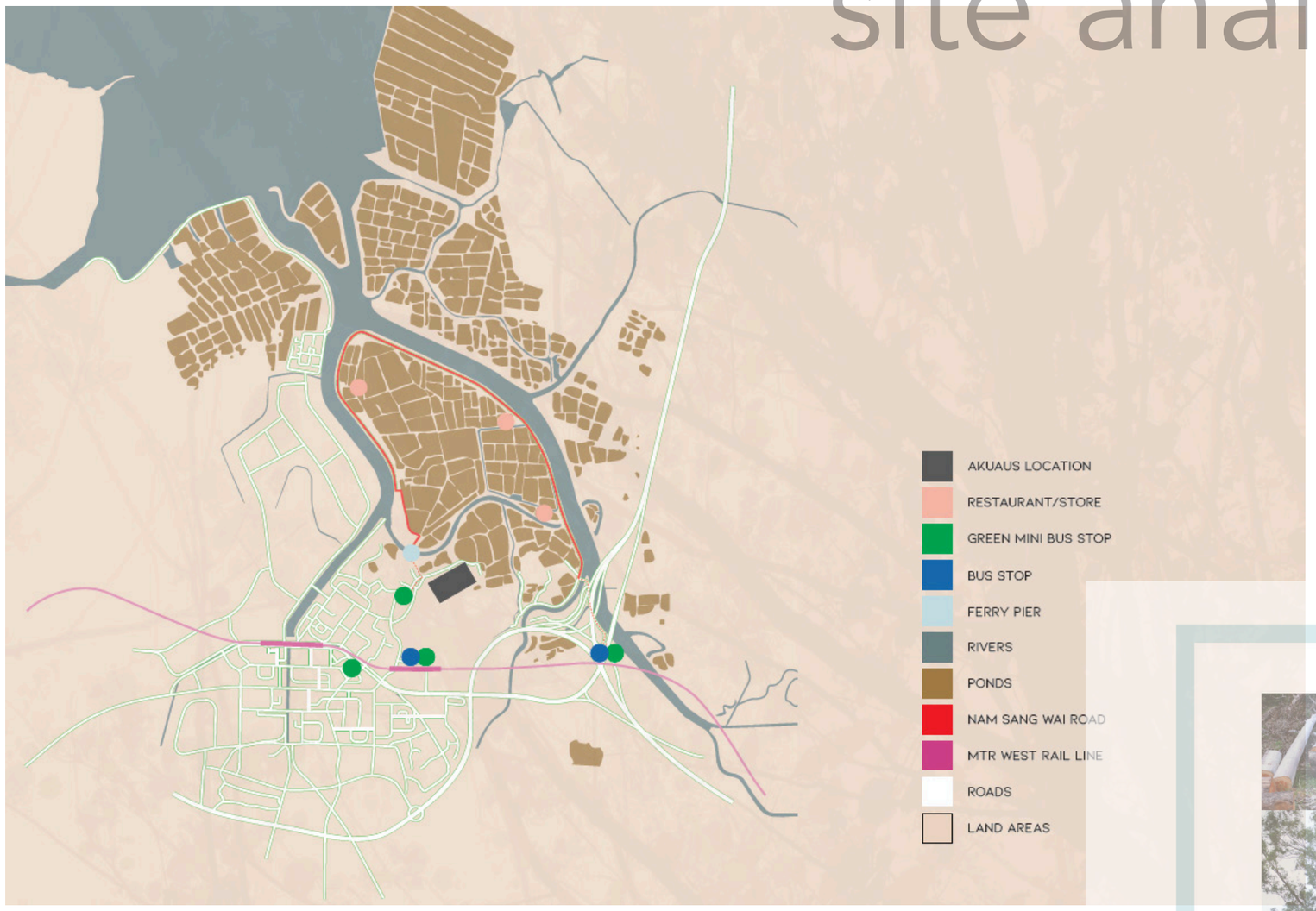

doing research about precedents



skteches/brainstorming

layout and design

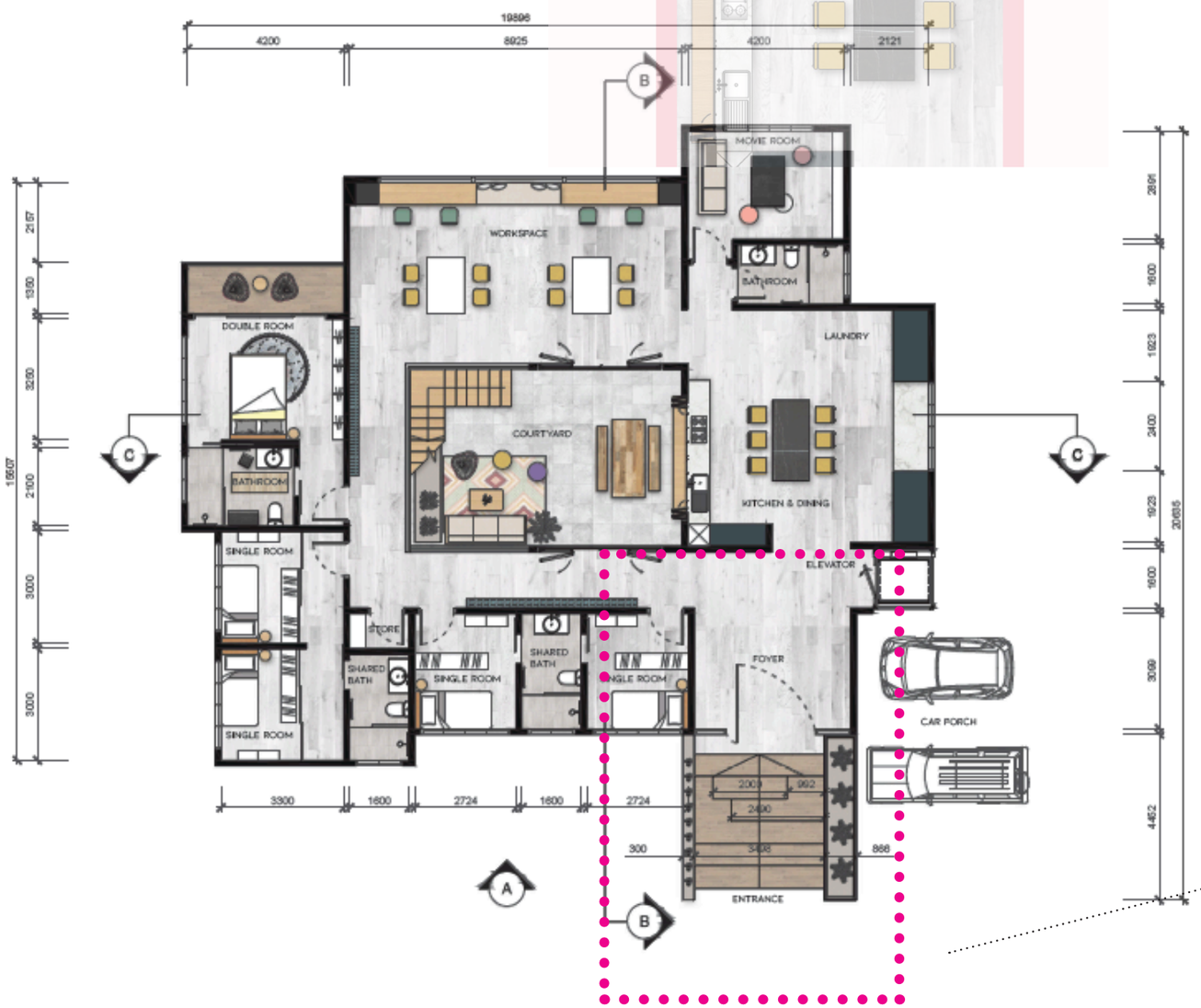

FURNITURE LAYOUT PLAN

GROUND FLOOR

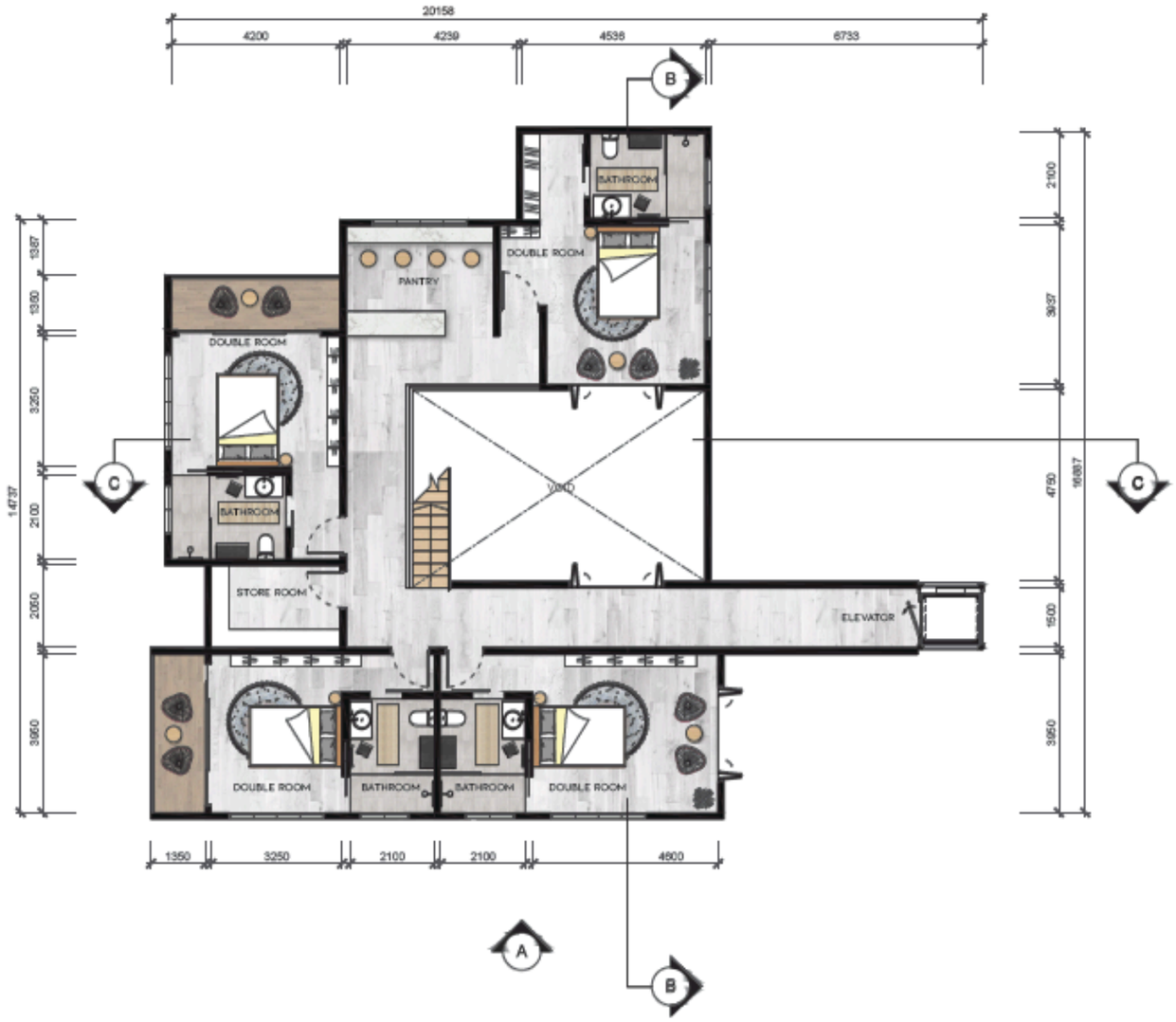

FURNITURE LAYOUT PLAN

FIRST FLOOR

technical

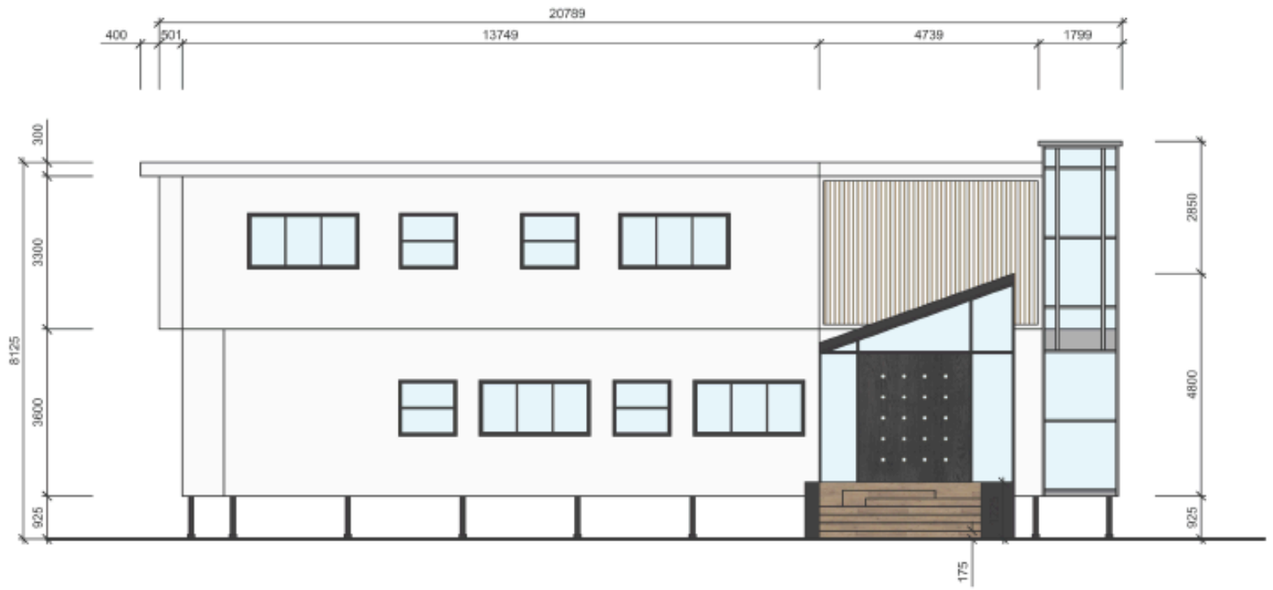

ELEVATION A-A

SECTION B-B

21109
1639
5143
6400
1025
1500
4200
901
300
3000
600
3000
300
925
8125

SECTION C-C

the design

KITCHEN

LAUNDRY

WORKSPACE

Isis Berlin chair - Series 7 chair
Colour Yellow
Material Plastic
Designer Fritz Hansen
Quantity 8

A chair
Colour In the moment
Material Wood, plastic
Brand HAY
Quantity 4

Grand Pendant lamp
Colour Millennial pink
Material Bamboo fiber, plastic
Brand Mutto
Quantity 2

Sofa seat
Colour Off white
Material Natural fiber fabric

Window frame
Colour Black
Material Stainless steel

Study desk table top
Colour Light brown
Material Timber

DOUBLE ROOM

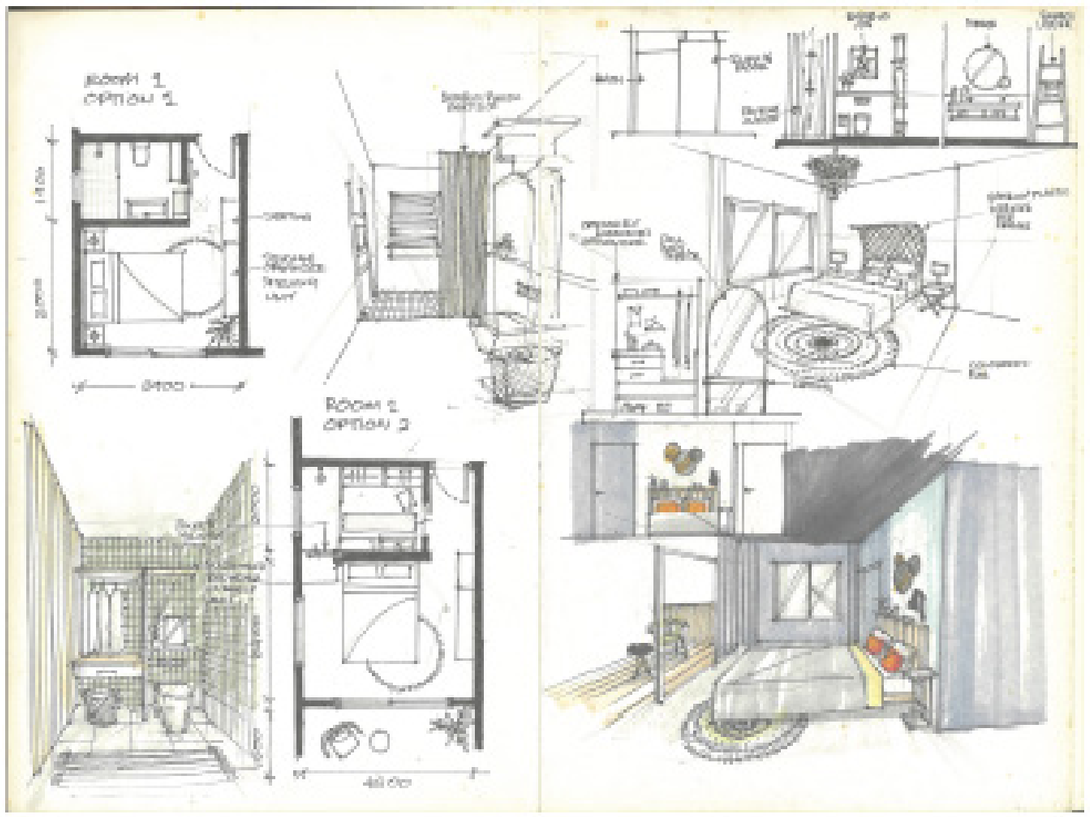
ROOM 1
OPTION 1
ROOM 2
OPTION 2

BATHROOM



Bath runner
Colour Brown
Material Natural Fiber

Wall tiles
Colour Celery
Material Ceramic

Organizer
Colour Charcoal black
Material Wood

Partition
Colour Brown
Material Bamboo



Floor tiles
Colour Light grey
Material Ceramic

Window blinds
Colour Light brown
Material Bamboo

Sanitary top
Colour White, grey
Material Marble

Faucet
Colour Black
Material Matt finish

recycled materials for a customised furniture

SINGLE ROOM

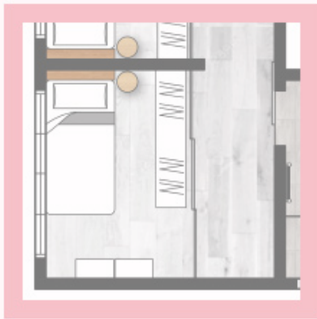

TOP VIEW

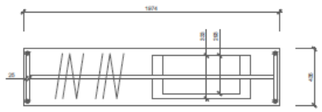

PLAN VIEW

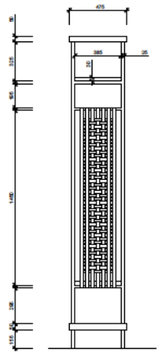

SIDE ELEVATION

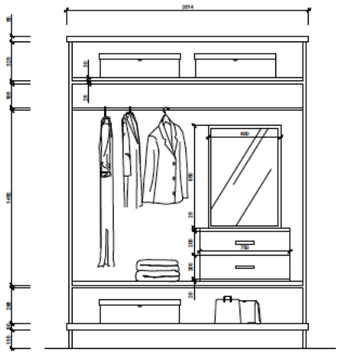

FRONT ELEVATION

FF&E



Laminated wood floor

Colour Shades of grey

Material Laminate

Outdoor wood deck

Colour Walnut brown

Material Timber

Floor tiles

Colour Light grey

Material Ceramic



Floor tiles

Colour Shades of cool grey

Material Slate ceramic

Brand Ferumi

Window blinds

Colour Light brown

Material Bamboo

Entrance door

Colour Charcoal black

Material Wood

Wall tiles

Colour Celery

Material Ceramic

Partition

Colour Brown

Material Bamboo

Shelving unit, drawers

Colour Light brown

Material Bamboo



Window frames

Colour Black

Material Metal

Kitchen table top

Colour White, grey

Material Marble



Kitchen cabinet

Colour Navy

Material Solid surface

Achille chair

Colour Yellow

Material Plastic

Quantity 6

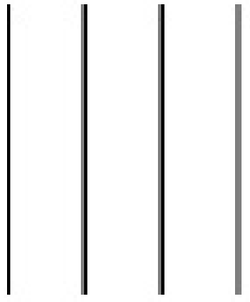

Wallpaper

Colour White

Material Wallpaper

Coffee table

Colour Brown

Material Wood

Quantity 1

Shower head

Colour Black powdered coat

Material Aluminum

Quantity 6

Kitchen sink

Colour Silver

Material Stainless steel

Quantity 1

Outdoor 3 seater sofa

Colour Light grey, brown

Material Wood, fabric

Quantity 1

Pastil chair

Colour Purple Heart

Material Plastic

Designer Eero Aarnio

Quantity 1

Kitchen faucet

Colour Silver

Material Stainless steel

Quantity 1

A place for gathering in
Hong Kong

Sima Cima
Caffe & Bar
by Alice Kok Tsz

brand name
student creates a
brand + logo

SIMA CIMA
CAFFE & BAR
DESIGN INVESTIGATION & IDENTITY
ALICE KOK TSZ KI DESIGN

logo

inspirational board



branding and identity

mood board



inspiration and observation

exploration and creativity

EXPERIMENT OF WALL FIN 3

EXPERIMENT OF MIXING MATERIALS

creative material test using inno-
vative materials

furniture design solutions (concept development)

functionality and design

MOCK-UP MODEL

furniture/customisation

materials



process
solutions
functionality
aesthetic

city/design

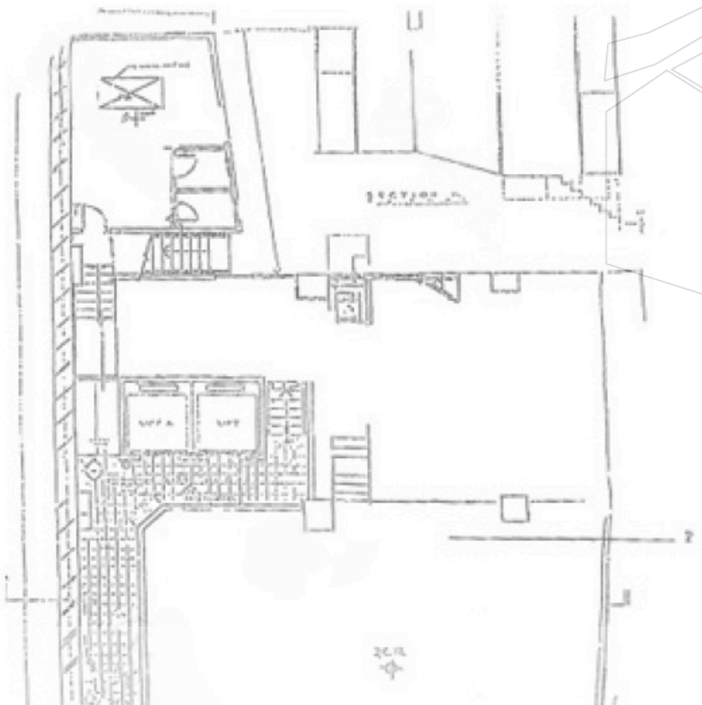

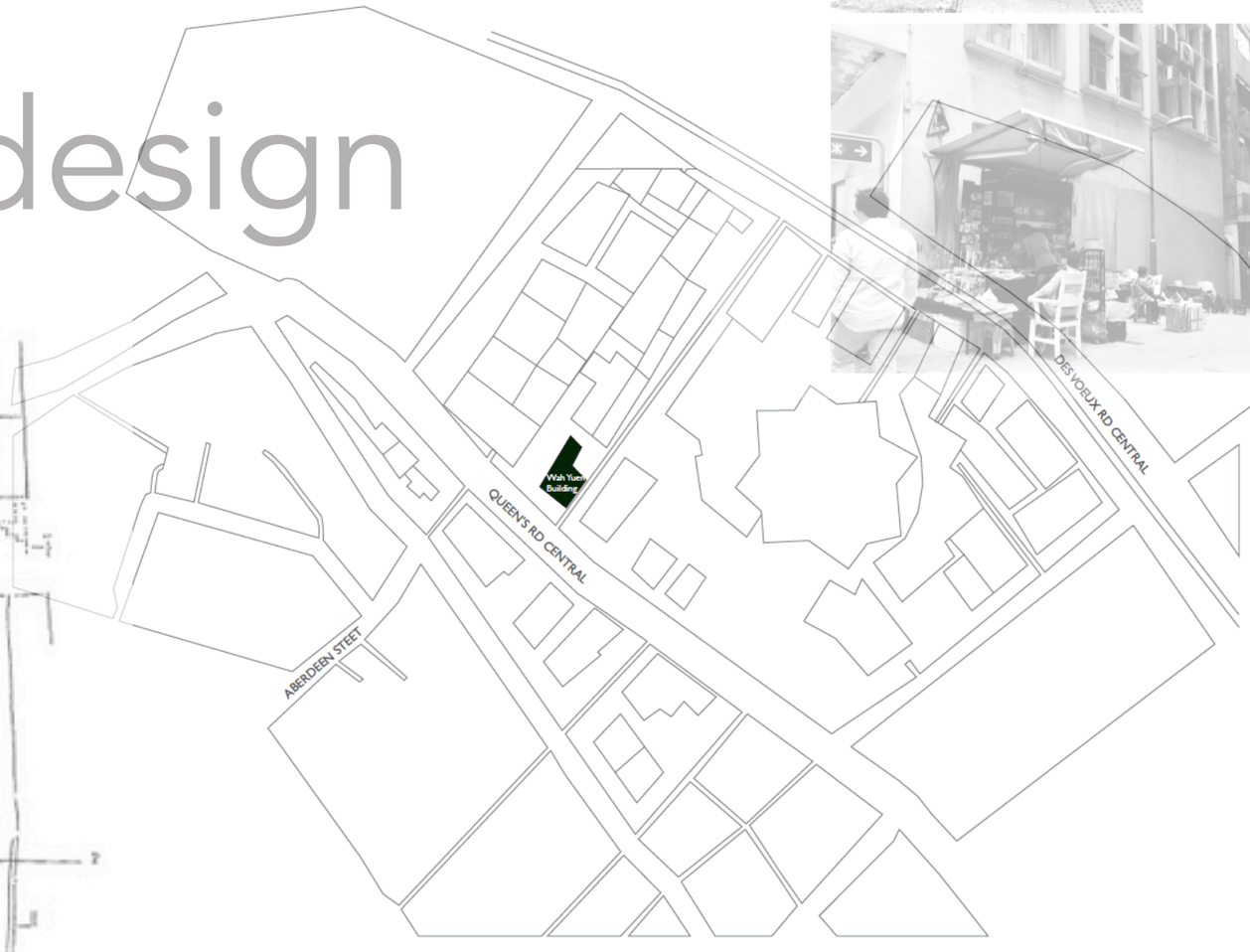
Wah Yuen Building
QUEEN'S RD CENTRAL
DES VOEUX RD CENTRAL
ABERDEEN STEET

sketches

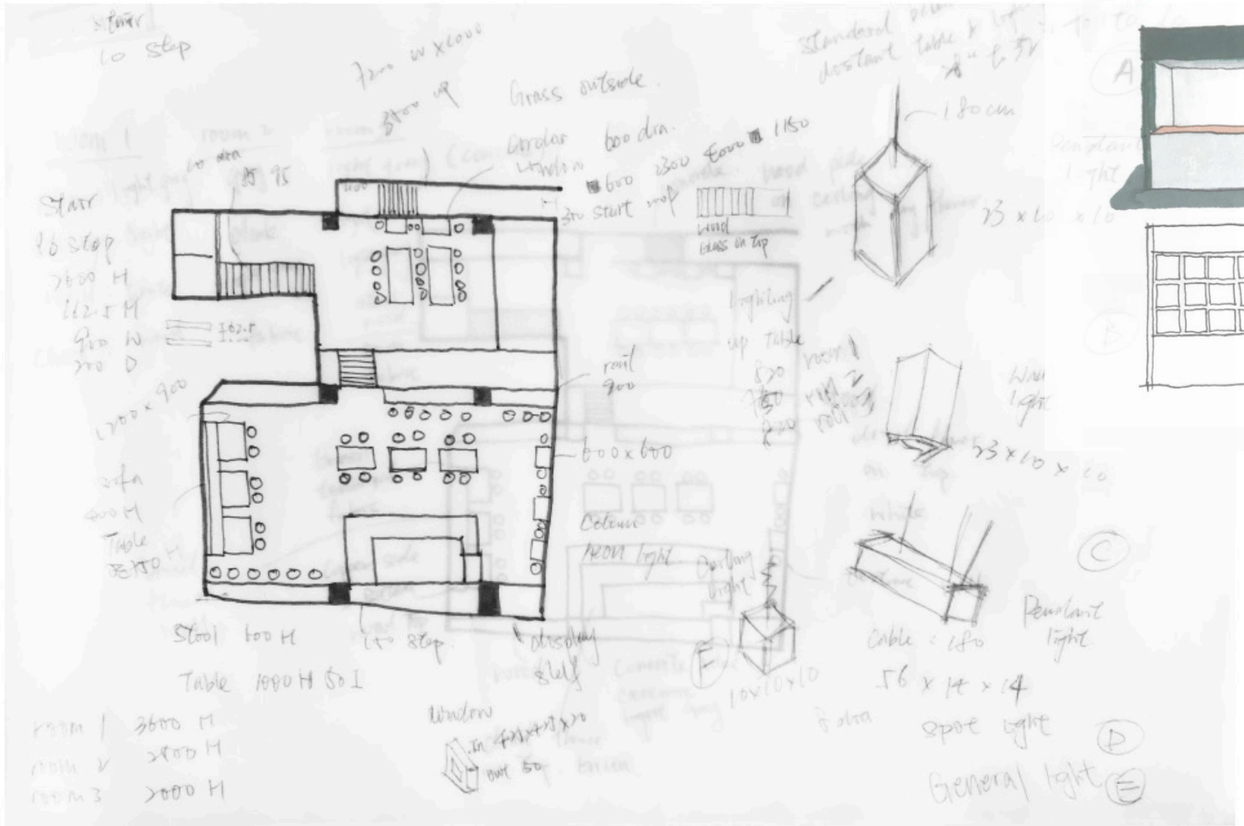



INITIAL SKETCHES

LOGO

The simple and elegant logo is designed as the same style with the interior. The center graphic is inspired from the brand name "Sima Cima". Combining the Capital letter "S" and "C", to create a similar shape of the coffee bean. The logo used the copper as the colour and material shows one of the identity of the restaurant.

branding/design

S + C → S

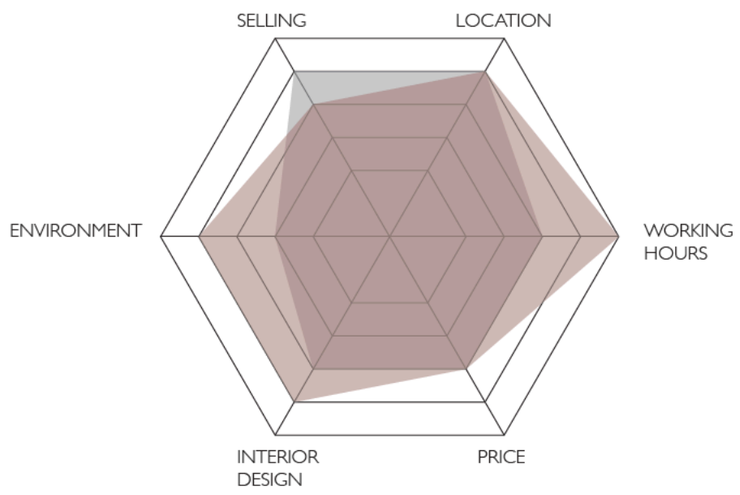

SIMACIMA

STARBUCKS RESERVE BAR

COMPETITOR I

branding/packaging

12 oz

16 oz

BEVERAGE CUPS



FLOOR PLAN
ROOM 1&3

ROOM III

SMALL GARRET
UPPER LEVEL
CIRCULAR WINDOWS
EXTERIOR PLANT WALL

ROOM I

OPEN KITCHEN
WINDOW WALL

visual layout

contrast/light

ENTRANCE

The entrance is located in the alley, the back of the store, in order to increase the mysterious of the restaurant and the curiosity of the people. With the dried flower hanging in the wood plate ceiling, it created a transitional corridor from the city to the caffe bar. Meanwhile, it enlarged the disparity between the street and the interior. At night, the fairy light hiding within the dried flower will light up, to create a different atmosphere to the entrance corridor.

the design

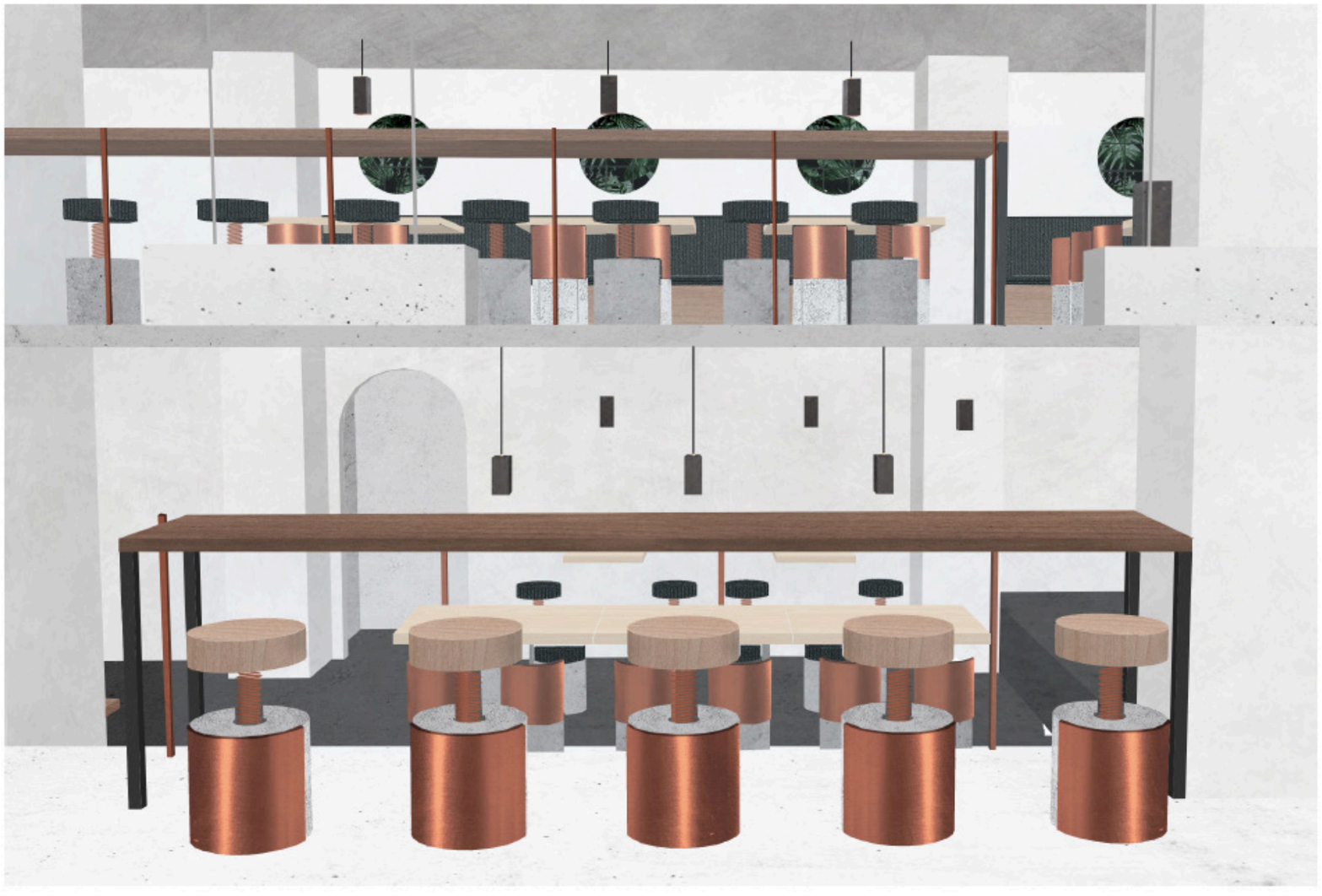

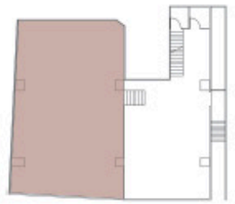

ROOM 1

It is the room that close to the street, the light concrete and wood texture provide a bright and cozy environment. The open bar kitchen next to the window, allow people to enjoy the food making process and the smell of coffee. With the dried flower hanging on the ceiling and the wall, it increased the relationship between the nature, enhanced the aesthetic of the interior as well as matching the concept of the caffe bar.

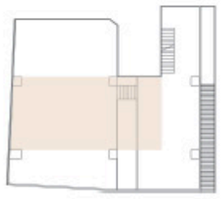

ROOM 111

The bar table with the glass railing on the edge of the room give the view of room 1, the street as well as the hanged dried flower at the front. Room 3 is a small garret that surrounded by the greenery.

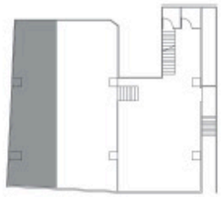

KITCHEN NIGHT

When the sun set, the caffe switched to become the bar. The fairy light turns on in between the dried flower on top of the kitchen area. A beautiful decoration next to the window catching the eyes from the street. The bottle drink is arranged in the kitchen inner cabinet, people can saw it when they walk close to it, in order to keep the minimal design of the room.

technical

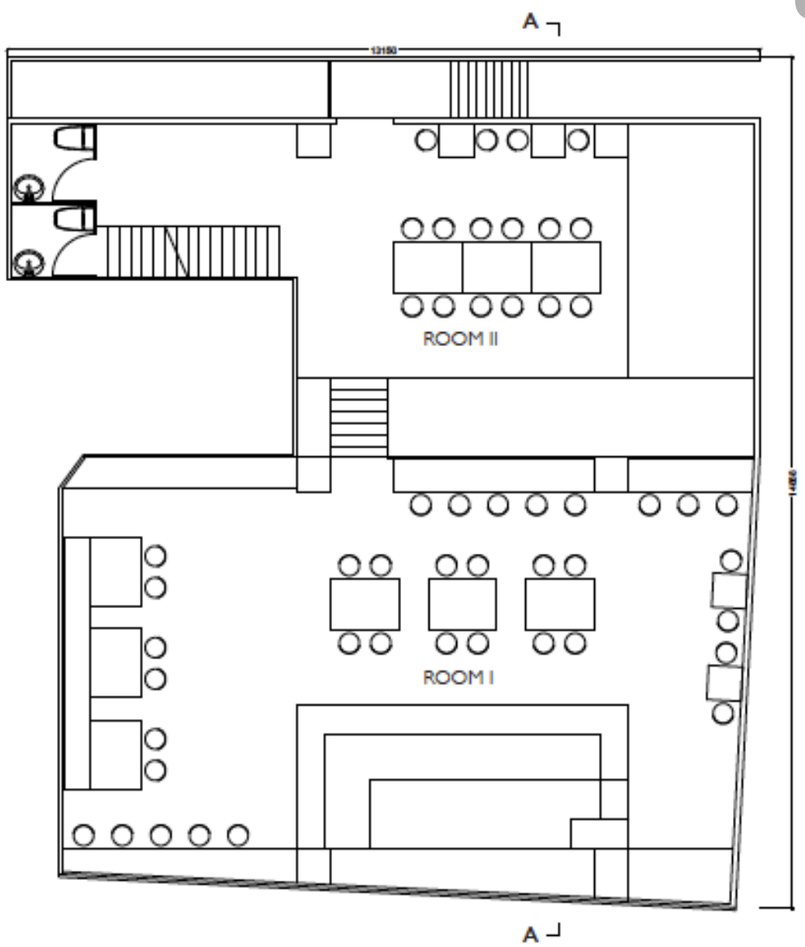

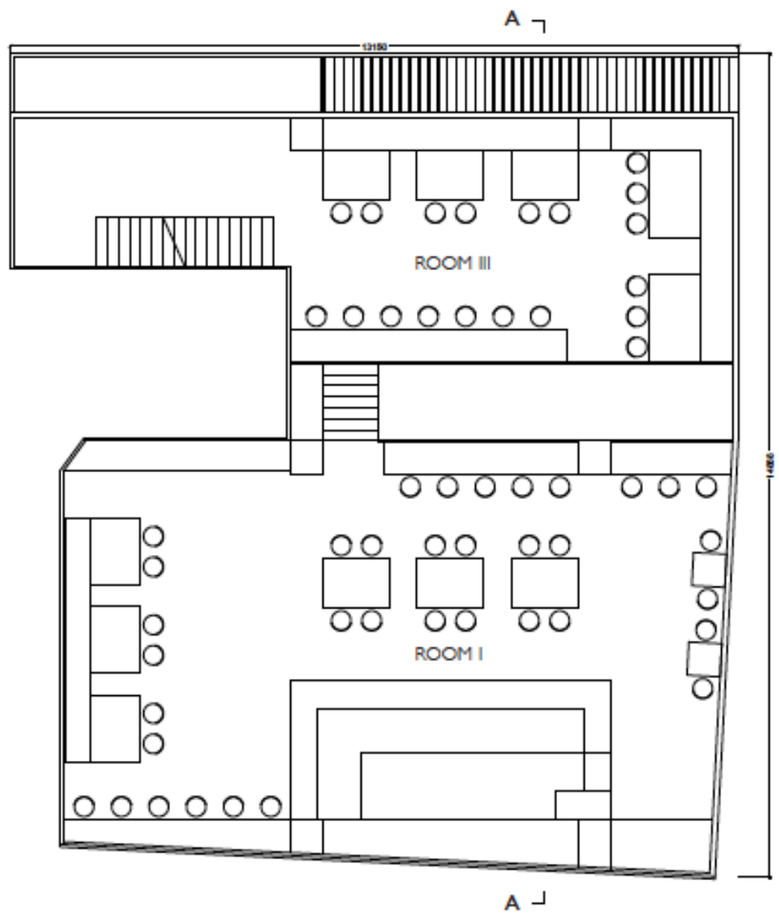

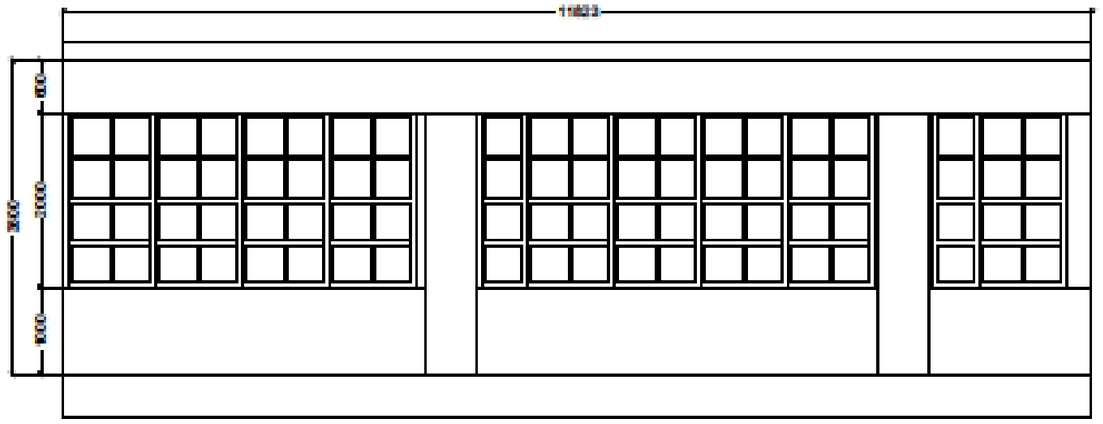
11823
3000
800
2000
1000

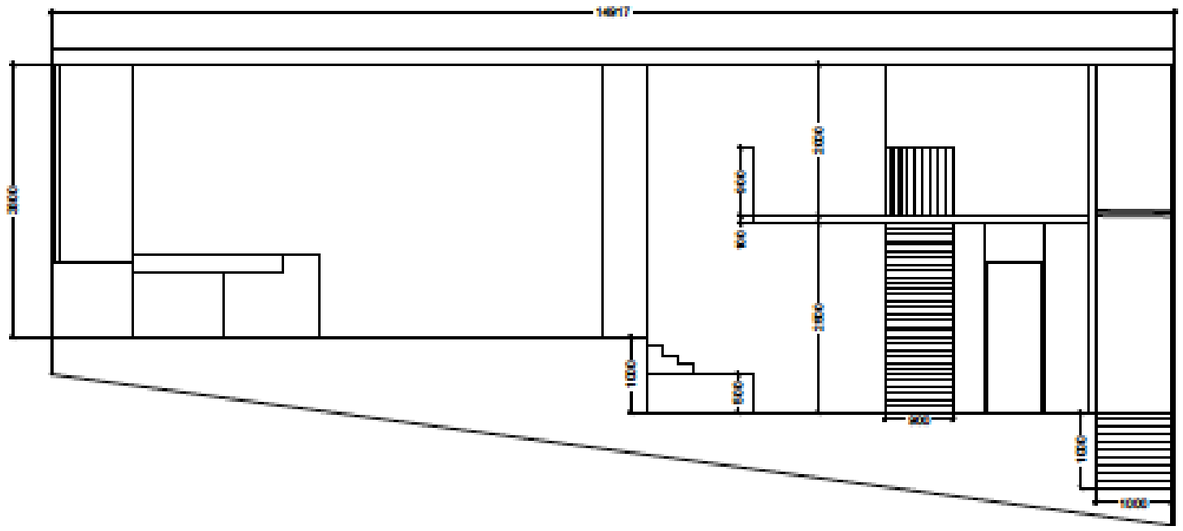
14917
3000
400
800
2000
1000
800
1000
1000

FF&E

RETAIL	BoConcept	BoConcept	BoConcept
BRAND	Customized	Customized	Customized
PRODUCT NAME	Dining Table [2] [4] [6] / Bar Table	Bar Table	Side Bench
FINISH	Oak Wood | Black Steel	Oak Wood | Black Steel	Wood | Fabric
PRICE / 1 (HKD)	EST $ 1,500	EST $ 1,500	EST $ 2,000
DIMENSION	See Plan	See Plan	See Plan

RETAIL	Clippings	Clippings	Clippings
BRAND	GANTlights	GANTlights	GANTlights
PRODUCT NAME	[B2] Pendant Light	[B8] Wall Light	[B4] Pendant Light
FINISH	Dark Grey | Copper	Dark Grey | Copper	Light / Dark Grey | Copper
PRICE / 1 (HKD)	$ 1,540	$ 1,800	$ 3,600
DIMENSION	10 x 10 x 23 cm	10 x 10 x 23 cm	56 x 14 x 14 cm
WATTAGE	40W	50W	40W
QUANTITY	9	8	5
SYMBOL (CEILING PLAN)	☐	☒	▭